




Namaste English
Mastery Course on Active and Passive
By Santosh Sir


Mastery Course
on
Active and Passive Voice

16 Live Classes

 **Class PDFs**

 **QUIZZES**

 **Daily Practice**


By Santosh Sir

From Basic to Advance level

Active and Passive Voice

Day 13

DAY 13

Mastery Course
on
Active and Passive Voice

How to change
Imperative
sentences
To
Passive voice

By Santosh Sir

Introduction to the course

- ❖ It's important that we have the knowledge of Active and Passive Voice along with the knowledge of tenses. So, this time we have brought a special course for you all.
- ❖ In this course you will get mastery on Voice.
- ❖ Your spoken part will improve.



नमस्ते! english

Namaste English App (Speak English with Confidence !)

- ❖ Your written part will be rhetoric, after you have attended all the sessions of this course.

How to change Voice of Imperative Sentences

Active And Passive Voice Of Imperative Sentences

Imperative sentences are sentences which express advice, request or command.

For example

- Close the door.
- Please give me the bottle.
- Pick up the phone.

These sentences express advice, request or command.

How to convert imperative sentences into passive voice?

Let's see how to convert imperative sentences into passive voice.

Imperative sentences containing request

Passive voice of sentences containing request start with 'You are requested to'.

Generally, sentences containing request have the word 'please' in it.

Normal structure of sentence in passive voice is as under

You are requested to + verb + ...

Ex:

- Please close the door. (Active Voice)
You are requested to close the door. (Passive Voice)
- Please bring me some apples. (Active Voice)
You are requested to bring me some water. (Passive Voice)
- Please show me your tickets. (Active Voice)
You are requested to show me your tickets. (Passive Voice)

Imperative sentences containing advice

Passive voice of sentences containing advice start with 'You are advised to'

Normal structure of sentence in passive voice is as under

You are advised to + verb + ...



Ex:

- Do yoga daily. (Active Voice)
You are advised to do yoga daily. (Passive Voice)
- Do your homework neatly. (Active Voice)
You are advised to do your homework neatly. (Passive Voice)
- Do not drink. (Active Voice)
You are advised not to drink. (Passive Voice)

Imperative sentences containing command or order

Passive voice of sentences containing command or order generally start with 'Let'

Normal structure of sentence in passive voice is as under

Let + subject + be + V-3

Ex:

- Switch off the fan. (Active Voice)
Let the fan be switched off. (Passive Voice)
- Call the attendant. (Active Voice)
Let the attendant be called. (Passive Voice)
- Cook the food. (Active Voice)
Let the food be cooked. (Passive Voice)

You can change the sentences containing command or order into passive using 'You are ordered to' also.

Normal structure of sentence for that is

You are ordered to + verb + ...

Ex:

- Switch off the fan. (Active Voice)
You are ordered to switch off the fan. (Passive Voice)
- Call the attendant. (Active Voice)
You are ordered to call the attendant. (Passive Voice)
- Cook the food. (Active Voice)
You are ordered to cook the food. (Passive Voice)

Imperative sentences containing suggestion

There are some sentences which contain suggestion.

Let's see how to convert these sentences into passive by some examples.

Ex:

- Respect parents. (Active Voice)



Parents should be respected. (Passive Voice)

- Love the kids. (Active Voice)
The kids should be loved. (Passive Voice)
- Follow your dreams. (Active Voice)
Your dreams should be followed. (Passive Voice)

About the Instructor

Santosh Sen (B.Ed. in English, University of Delhi)

Santosh Sir has wide teaching experience of more than 5 years in English Language and Literature. He is an ex-faculty of Exam Mitra Institute, Delhi. Students have known him as a teacher who makes English Learning easy by his short methods and tricks.

Online Link: On Namaste English Android App at

<https://namasteenglish.page.link/hp>

After installing app, click on website link:

<https://namaste-english.com/video-courses/mastery-course-on-active-&-passive-voice-by-santosh-sir-courses-0472b2b889be4a08955a2b6bab8d31f9.html>